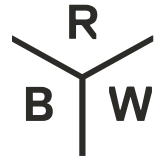


Notch

Sconces



50 Greene St
New York NY 10013
T +1 212 388 1621
sales@rbw.com



For 2D & 3D drawings of all products, including CAD, Revit and IES files, please visit rbw.com

Generate Date: Tue Jan 04 2022

DESCRIPTION

Notch casts light from the top or bottom, and from its core, thanks to the cube-shaped hollow cut out of its open, rectangular, column-like shade—yet the light source remains mysteriously concealed.

MATERIALS

Powder coated steel housing with brass interior

PERFORMANCE

193 lm

Power Consumption 8.7W

Luminaire Watts 8.7W

22 lm/W

90 CRI

LED LIFESPAN

50k hours

PATENT FILE NUMBER

Patent Number D891,673

CERTIFICATION

UL Listed

Suitable for Damp Locations

**PRODUCT DIMENSIONS**

5 x 9 x 4 in D

PRODUCT WEIGHT

3 lbs / 1.36 kg

DIMENSIONAL WEIGHT

7 lbs

YOUR PRODUCT CODE

RGN- [] - [] - [] - [] - []

Specification Logic

PRIMARY FINISH

Matte White Fine Texture	PC20
Matte Black	PC30

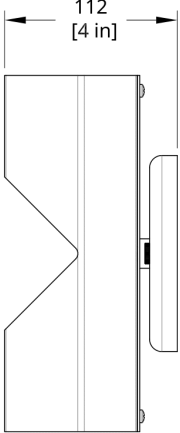
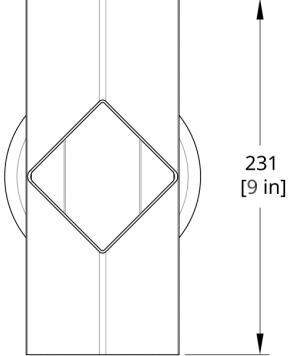
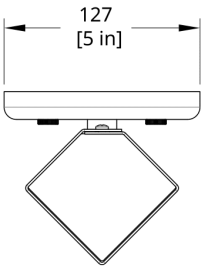
COLOR TEMPERATURE

2700K (warm white)	27
--------------------	----

INPUT / CONTROL / POWER

110-120V Input TRIAC 10% Dimming	120_TR_LINE
----------------------------------	-------------

Drawings



RGN Notch Sconce Dimension