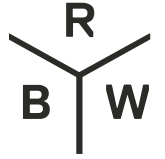


# Mori Sconce

Sconces



50 Greene St  
New York NY 10013  
T +1 212 388 1621  
sales@rbw.com



For 2D & 3D drawings of all products, including CAD, Revit and IES files, please visit [rbw.com](http://rbw.com)

Generate Date: Tue Jan 04 2022

## DESCRIPTION

This super simple, organic, glowing sconce is distinguished by its pared-down silhouette. A simple cross-wire frame is fully cocooned in woven threads, then sprayed with a matte lacquer finish. The resulting built-in shade emits a lantern-like, ambient light, ideally installed in multiples.

## MATERIALS

Resilient webbed nylon skin over wire frame. Finished with durable matte lacquer.

## PERFORMANCE

400 lm

Power Consumption 9W

Luminaire Watts 9W

44 lm/W

90 CRI

## LED LIFESPAN

50k hours

## CERTIFICATION

ADA Compliant

UL Listed

Suitable for Damp Locations



## PRODUCT DIMENSIONS

Shell 7 dia x 4 in D | Seed 7dia x 4 in D | Pod 12 dia x 4 in D

## DIMENSIONAL WEIGHT

4 lbs

YOUR PRODUCT CODE

MS- [ ] - [ ] - [ ] - [ ] - [ ]

---

Specification Logic

**DIFFUSER STYLE**

---

Shell	1
Seed	2
Pod	3

**COLOR TEMPERATURE**

---

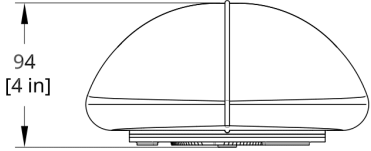
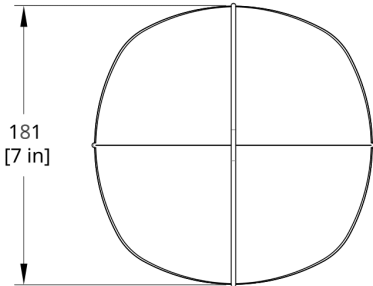
2200K (candle light)	22
2700K (warm white)	27
3000K (soft white)	30
3500K (neutral white)	35

**INPUT / CONTROL / POWER**

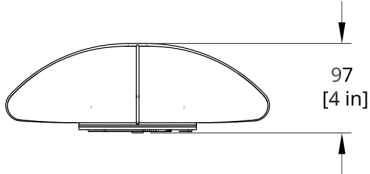
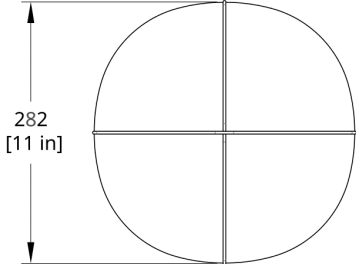
---

110-120V Input TRIAC Control 10% Dimming	120_TR_LINE
110-120V Input TRIAC / ELV / 0-10V, 1% Dimming	120_TM_DEX
220-240V Input 0-10V, 1% Dimming	220_10_DEX
220-240V Input ELV Reverse Phase, 1% Dimming	220_ELV_DEX
220-240V Input TRIAC / Forward Phase, 1% Dimming	220_TR_DEX
110-277V Input 0-10V, 0.1% Dimming	277_10_DEX
110-277V Input DALI, 0.1% Dimming	277_DL_DEX

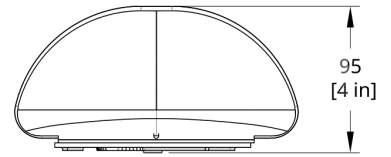
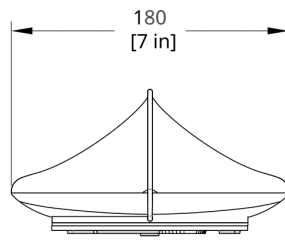
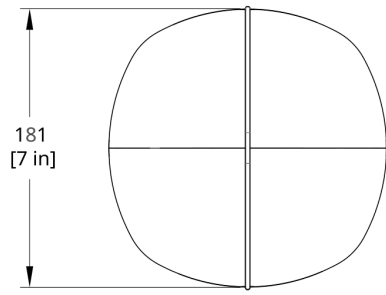
Drawings



MS-2 Mori Seed Sconce Dimension



MS-3 Mori Pod Sconce Dimension



MS-1 Mori Shell Sconce Dimension