


Step 1: Select your canopy

Pendants are suspended from round, linear and square ceiling canopies. Select the size, shape and number of ports of the canopy best suited to your application.

10" ROUND



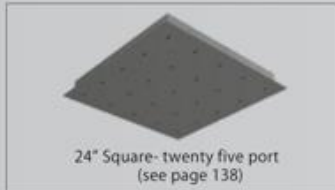
20" ROUND



38" RECTANGLE



24" SQUARE



48" / 22" LINEAR



Step 2: Select your finish

Multi-port canopies are finished in Matte Black and come standard with a Polished Chrome (PC) or Matte Black (BL) faceplate.

Standard Faceplate Finishes



Optional Faceplate Finish



MULTI-PORT PENDANTS

DESIGN POINTS:

- Multiple port configurations
- 12ft of adjustable cable
- No cutting of cable required
- Use only the ports needed

AVAILABLE IN:

- Black, Chrome, White (optional)
- 30K standard, 40K option

MULTI-PORT PENDANTS

Bullet 4" Series - 2W



Bullet 8" Series - 5W



Globe 3" Series - 2W



Socket assembly available in Matte Black (BL) or Polished Chrome (PC)

Globe 5" Series - 5W



Glass Sphere 8" Series - 2W



Socket assembly available in Matte Black (BL) or Polished Chrome (PC)

Light Guide Series - 2W



Socket assembly available in Matte Black (BL) or Polished Chrome (PC)

Light Guide Series - 2W



Socket assembly available in Matte Black (BL) or Polished Chrome (PC)

Velo Series - 2W



Features

- Suspends from adjustable 144" cable
- Cutting and splicing are not required
- Dimm location rated

Specifications

- Color Rendering Index: 90CRI
- LED Color Temperature: 3000K
- Lumens: 2W = 90 Lumens
- Lumens: 5W = 400 Lumens

Custom

- Upgradable to 4000K/ 90CRI

Domos 16" Series - 5W



Pill Box 10" Series - 5W



Glass Sphere 12" Series - 5W



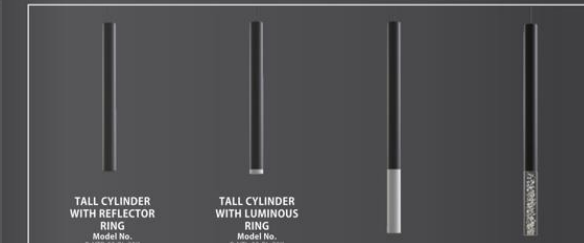
Socket assembly available in Matte Black (BL) or Polished Chrome (PC)

Novo Short Series - 5W



Socket assembly available in Matte Black (BL) or Polished Chrome (PC)

Novo Tall Series - 5W



MULTI-PORT PENDANTS

DESIGN POINTS:

- Multiple sizes, colors and finishes
- Quality construction, replaceable LEDs

AVAILABLE IN:

- Matte Black, Polished Chrome
- Matte White (optional), other finishes available as custom
- 30K standard, 40K option



10" ROUND 3-PORT

Shown:

Canopy: C-MPR-1003-PC-27U-20W

Pendant: P-LGR-01-PC-30K (qty. 3)



20" ROUND 3-PORT

Shown:

Canopy: C-MPR-2003-PC-27U-20W

Pendant 1: P-SLC-12-PC-30K (qty. 1)

Pendant 2: P-SSC-08-PC-30K (qty. 2)

20" ROUND 12-PORT



Shown:

Canopy: C-MPR-2012-PC-27U-96W

Pendant: P-BSW-04-PC-30K (qty. 12)

38" Rectangle/ 10 Ports
3" Bubble Globe Pendant
Matte Black



38" RECTANGLE 10-PORT

Shown:

Canopy: C-MPT-3810-BL-27U-20W

Pendant: P-GSF-03-BL-30K (qty. 10)

DN: \$1300 (not configured)

BLACKJACK[®]
LIGHTING



24" SQUARE 25-PORT

Shown:

Canopy: C-MPS-2425-BL-27U-40W

Pendant: P-LSF-01-BL-30K (qty. 25)


24" SQUARE 9-PORT



Shown:

Canopy: C-MPS-2409-BL-27U-20W

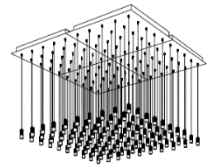
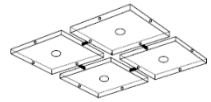
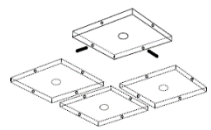
Pendant: P-VCF-05-BL-30K (qty. 9)



QUATRO MODULAR SYSTEM

3 STEPS:

1. Choose configuration (linear, square, custom)
2. Choose pendant & finish
3. Choose pattern (level, pyramid, random, other)





QUATRO SQUARE

Square Configuration Examples:

25 Port Canopy
2425




Random (RA)
45-4' Square

9 Port Canopy
2409

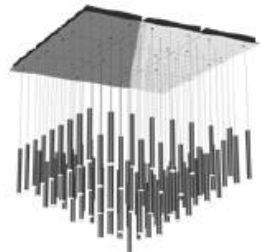


Random (RA)
45-4' Square

4'x4'




Pyramid (PY)
65-6' Square




Pyramid (PY)
65-6' Square

6'x6'



Wave (WV)
85-8' Square



Level (LV)
85-8' Square

8'x8'



QUATRO LINEAR

Linear Configuration Examples:

25 Port Canopy
2425



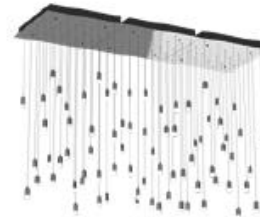
Stopped (SP)
4L-4'x2' Linear

9 Port Canopy
2409



Level (LV)
4L-4'x2' Linear

4'x2'




Random (RA)
6L-6'x2' Linear



Random (RA)
6L-6'x2' Linear

6'x2'



Wave (WV)
8L-8'x2' Linear




Wave (WV)
8L-8'x2' Linear

8'x2'



QUATRO CUSTOM

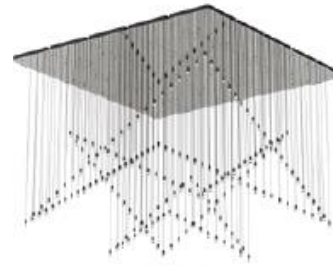
Custom Configuration Examples:




8L-Arching Wave



6S-Double Curve



10S-Angles



6S-Stepped



6S-Spiral




6S-Double Helix



DUO MODULAR SYSTEM

DESIGN POINTS:

- Two rows of offset pendants on a 38" rectangle canopy is base of the system
- 10-port or 18-port configuration options



Shown:

Canopy: C-MPT-3818-BL-27U-40W (qty. 3)

Pendant: P-GSF-03-BL-30K (qty. 54)




SOLO MODULAR SYSTEM

4 STEPS:


1. Choose configuration and canopies

48": 11, 6, 5, or 3-port

22": 5, or 3-port



2. Pair w/ inline connectors




3. Choose pendant

4. Choose driver mount (in line or remote)



SOLO - LINEAR

Linear Configuration Examples:





SOLO - GRID

Grid/Custom Configuration Examples:

